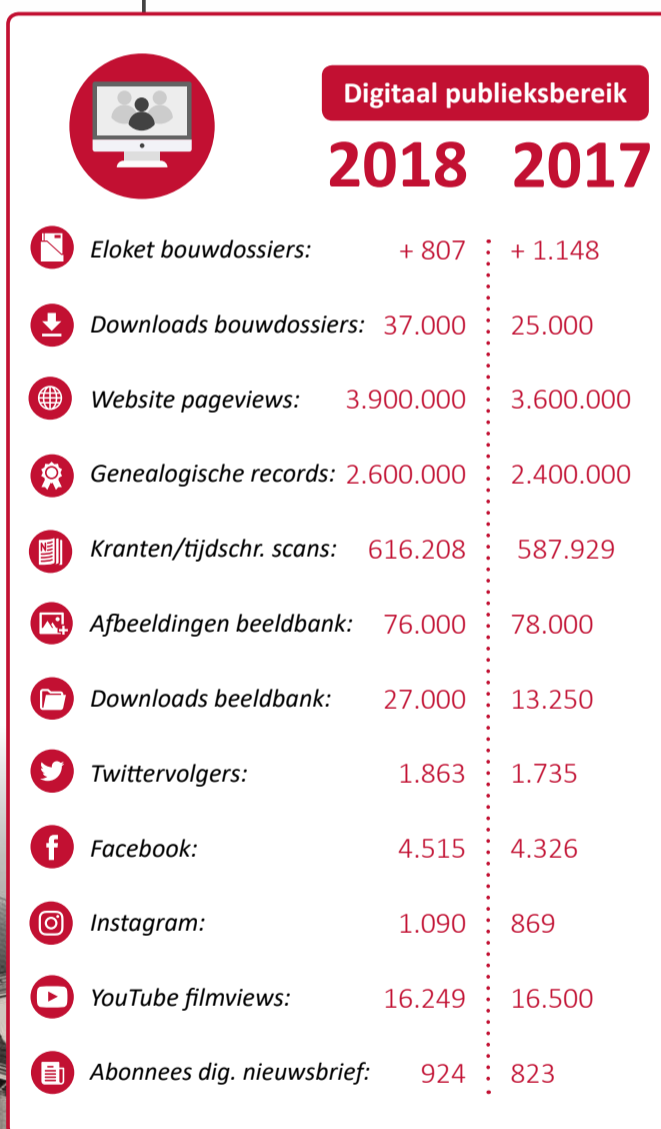
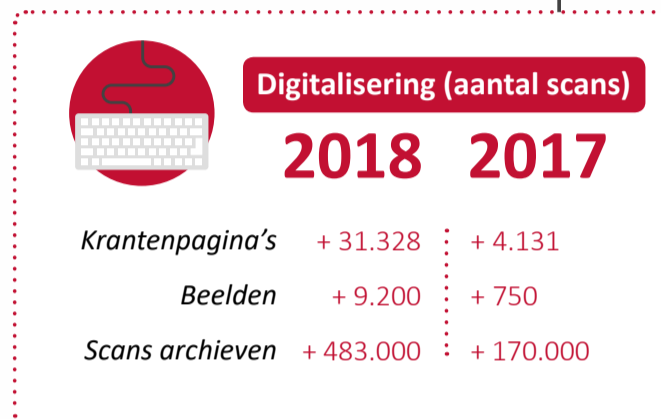
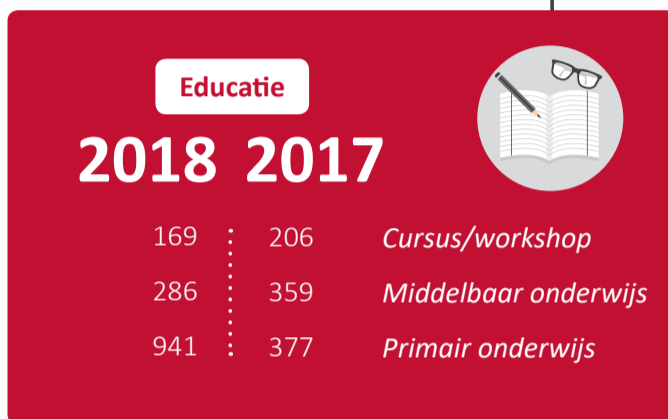
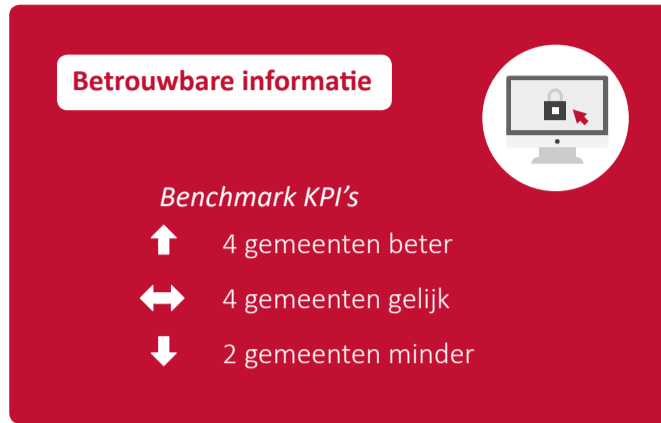




## DIENSTEN

## ORGANISATIE



### Financiën

Bedragen in € 1.000

Baten:		
Verrichte diensten	333	303
Gem. bijdragen	2.314	2.134
Incidentele baten	42	70
<b>Totaal baten</b>	<b>2.689</b>	<b>2.507</b>
Lasten:		
Salarissen	1.149	1.097
Overige pers. lasten	46	30
Pers. van derden	117	128
Kapitaallasten	80	84
Huisvesting	876	851
Automatisering	111	105
Digitalisering	27	9
Materiële lasten	68	51
Directe prod. kosten	109	71
<b>Totaal lasten</b>	<b>2.582</b>	<b>2.424</b>
<b>Saldo</b>	<b>107</b>	<b>83</b>
Mutatie reserves	-16	-16
<b>Resultaat</b>	<b>123</b>	<b>99</b>

